

Welcome to - Mandala Theatre Nepal



You are most welcome to Mandala Theatre - Nepal.
Let's enjoy the Mandala Theatre Tour together.

Accessible Website and Email :

To receive emails about performances and events at the Nepal International Theatre Festival, please reach us through : access@nitfest.org.

More information about our accessibility features can be found on:
<https://nitfest.org/accessibility/>

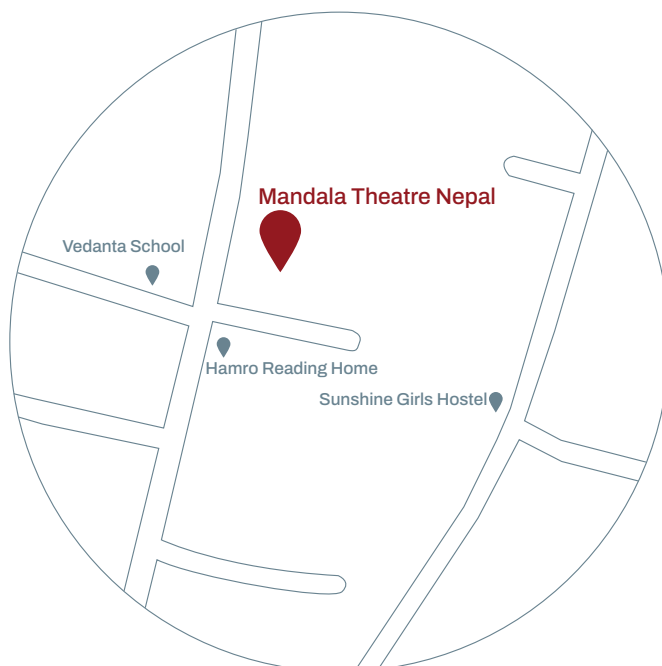
Preparing for your visit:

You can use this information as much or as little as you like. This will help you to prepare for your visit to the Mandala Theatre premises. In this handout, you can find pictures of the route through the building and information about what you will experience along the way.

Getting to Mandala Theatre

Just to let you know- we have shifted from Anamnagar to Thapagaun, near New Baneshwor. It is now 200 meters distance from Baneshwar Banquet to the north. Mandala Theatre's new comprehensive space including the office and the auditorium are now located at Lakhechaur Marga, Thapagaun, Kathmandu.

The following map will be helpful for you to reach Mandala Theatre.



Scan for
Google Map

There are two types of public transportation to get to Mandala.

- If you are around Chakrapath (ring road) of Kathmandu, then you can get into Nepal Yatayat, a public bus that goes through Maharajgunj, Baluwatar, Putalisadak, Anamnagar, Thapagaun, New Baneshwor and until Koteshwor.
- From Sundhara, you will get an auto (green tempo) coming through Ratnapark, Bhadrakali, Singhadurbar, Putalisadak, New Plaza, Anamnagar, Thapagaun, New Baneshwor and going to Old Baneshwor.

From both vehicles, you have to drop yourself in front of the Baneshwor Banquet in Thapagaun. You will see a milestone board of Mandala in the NEA poll. You can also ask shops and restaurants nearby to get the exact location of New Mandala.

You can also get to Mandala by using private cars, bikes and other means of transport such as cab, pathao, tootle and indriver.

Access Volunteer


- Access volunteers are at the front desk and they are responsible to communicate and provide support to people with disabilities.
- They will guide you with everything you need at Mandala Theatre Premises.
- Please contact our Access Volunteers are Pradeep (9842017350) and Susmita (9849706056)

Mandala Theatre Premises Includes:

The total space of mandala theatre is 2 Ropanis (tentatively 10952 square fit)

There are:

- Two theatre (Mandala Theatre and Mandala Studio)
- Cafeteria at the First Floor
- Rooftop Restaurant at the Second Floor
- A concrete building which includes 5 rooms for artist residency on the ground floor, 1 meeting room and 3 office rooms on the first floor and a kitchen space for Mandala Theatre.
- In total eight rest rooms are available for the public use at the Mandala Theatre premises including one disable-friendly rest room.








Entering the Mandala Theatre:

- As soon as you enter through the main gate you will see Mandala Aagan, which is open premises for different programs and sessions that will run through the entire festival. (It was previously used as the parking area for cars). There is an official building of the Mandala Theatre in front of you and on the left hand side there are all eight toilets including one disable-friendly.
- You will see the steel structured stair on your left side of the office building which leads you to the box office and cafeteria on the first floor. Mandala's box office opens at 11 am and you can get tickets for the drama shows from there. You can also book the tickets by reaching out on phone number 01-5245147.
- This stair is not wheelchair friendly, so you can get the things you need from the cafe and tickets from the box office through our volunteer friends. They will be available for your assistance throughout the festival.
- On the left of the box office, there are small meeting rooms, which are used for the meeting of Mandala's executive team and different guests.
- You can enjoy good coffee, beverages, and bakery items in the Artist Cafe. The cafeteria can serve to least 50 people at once. It's a cold day out there, please help yourself with the glass of hot coffee and Masala Tea from Cafeteria. There are also some books, magazines, and journals at the cafeteria, which will help you to get engaged with the coffee.
- A room attached nearby cafeteria (old box office) counter is the souvenir shop where you can buy different gift items including books, handicrafts, and merchandise.

Mandala Theatre Hall:

On the eastern side of the cafeteria space and just beside the souvenir shop, there is a waiting lounge together with a way to Mandala Theatre Hall. This black box big hall of Mandala has a stage measured 35x30 fit and audience parapet with luxury seating arrangements. This hall is mostly used for theatre performances and 180 people can watch the show at once. There are two separate green rooms for male and female just behind the stage. Outside, a small cozy ladder on the right side of the entrance door to the Mandala Theatre Hall leads to the technical control room on the top of it.

Mandala Theatre Hall is a wheelchair accessible space and people on wheels can use the way from the social space to the hall.



Mandala Studio:

Mandala Studio is a small black box studio theatre and is accessible from the ground floor. The way from the right side from the social space, which is originally used as bike parking space, a corridor alongside the Mandala's office building leads you to the Mandala Studio which has 60 seating chairs but can accommodate 80 audiences at once including carpet and cushion seats. Green rooms for the Mandala Studio are above the stage; those can be accessed through a cozy ladder at the backstage. Mandala studio is also a wheelchair accessible space for disabled audiences.

Scanning Tickets :

After you get your tickets from the box office, you can scan your tickets in front of the hall door for both the halls.

Ticket Waiver:

A total number of 100 tickets will be provided to audiences with disabilities to watch various performances. Audiences will be asked to present their disability ID card at the box office to claim these tickets.

Mukundo Bar:

On the front of cafeteria counter, that is on the southern side of the café, you can find another steel structure stair which leads you to the Mukundo Bar. This restaurant can serve 50 people maximum at a time with good and hygienic food that helps you to keep your hunger away. There are three separate toilets available at the Mukundo Bar right in front of the counter.

As both of these café and restaurant are located on floors and we don't have elevator service yet, people on wheelchairs are served with their beverages and foods on the ground floor as per demand.

Parking:

Usually, you can get enough parking space in Mandala premises for cars and bikes at regular time. For big events such as festivals and open-air events, Mandala has been collaborating with the neighboring community and Pathshala School for the parking arrangement.

For NITFest 2022, parking is available in the Pathshala School Parking ground which is just 50 meters on the right side of the main entrance.



After your visit:

We are committed to ensure all visitors feel welcome and have an enriching and positive experience when they visit our place. We are keen to hear about your experience and ways you feel we may be able to keep improving. Please feel free to email info@mandalatheatre.com us or you can also speak with our volunteers directly.

Thank you, once again, for visiting Mandala. We hope you did enjoy the tour. We do love to see you back again. wheelchair accessible space for disabled audiences.